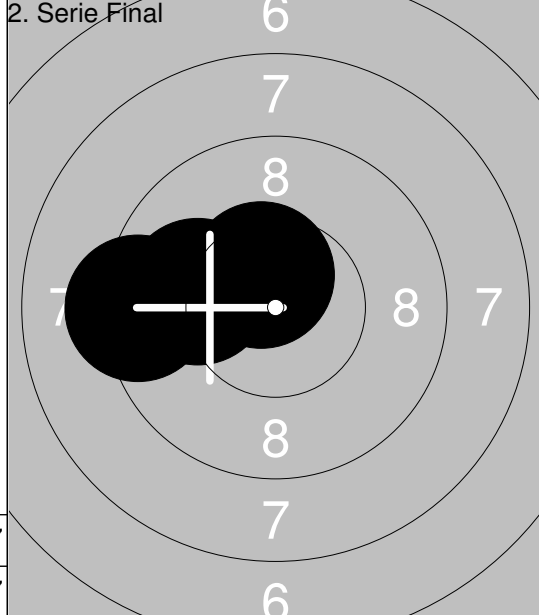
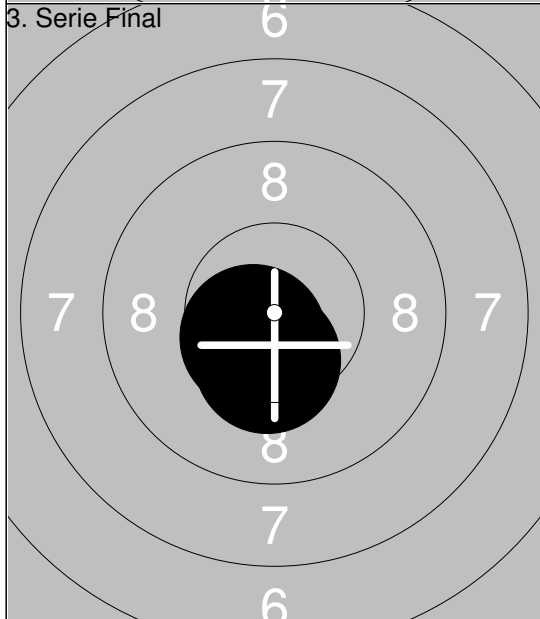


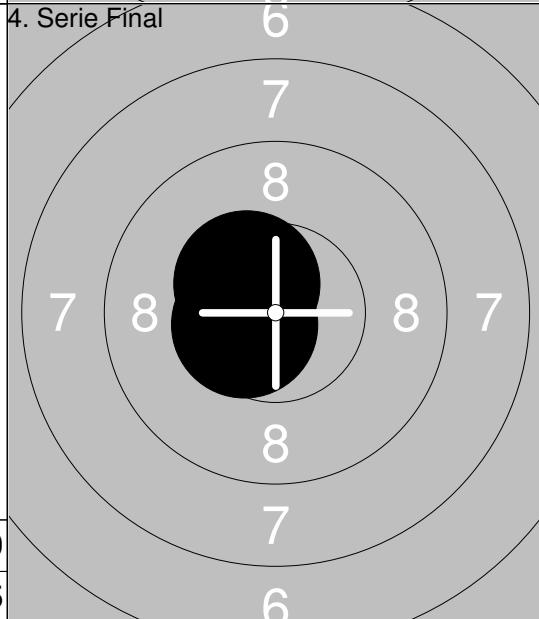
1: *10.4 ↘
2: *10.3 ↙
3: 10.0 ←



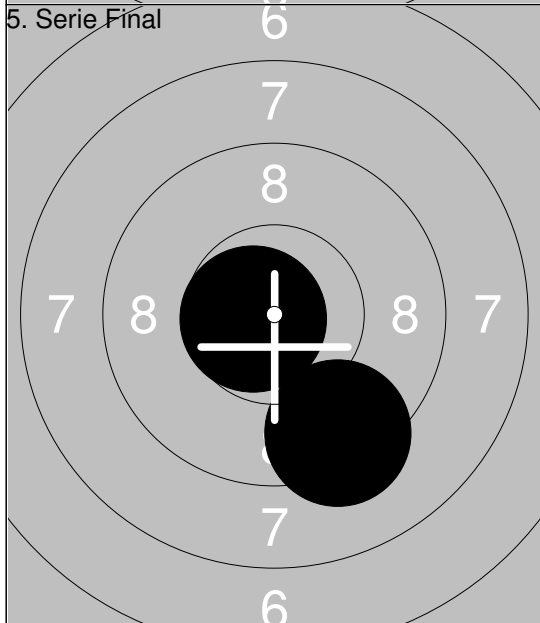
1: 10.0 ←
2: *10.5 ↗
3: 9.3 ←



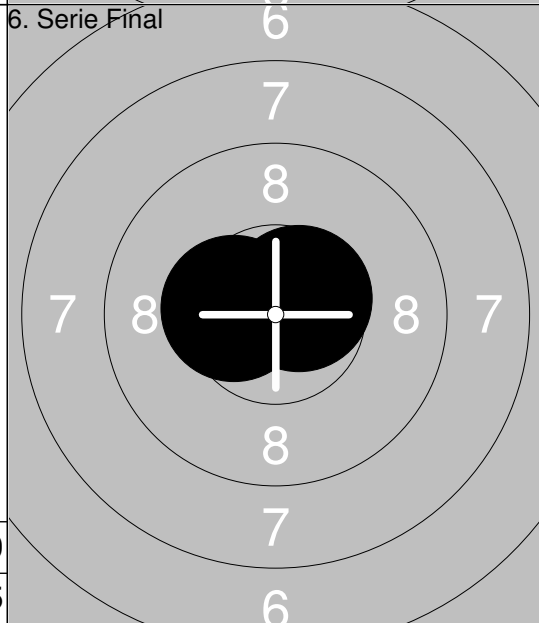
1: *10.6 ↘
2: *10.4 ↘



1: *10.5 ↘
2: *10.5 ↘

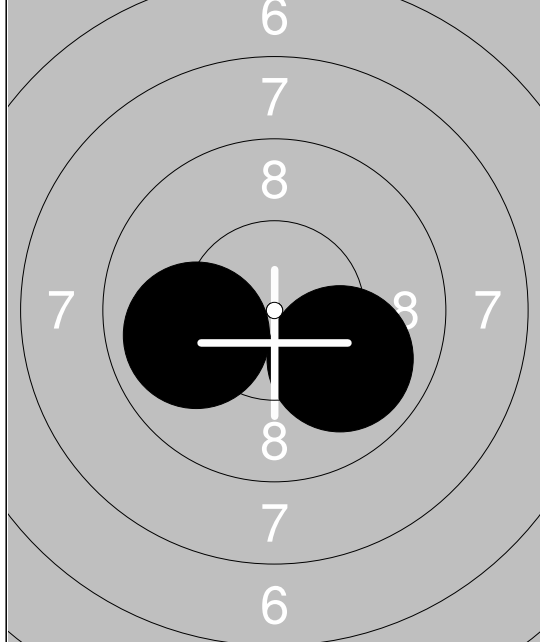


1: *10.7 ↙
2: 9.3 ↘



1: *10.6 ↗
2: *10.4 ↙

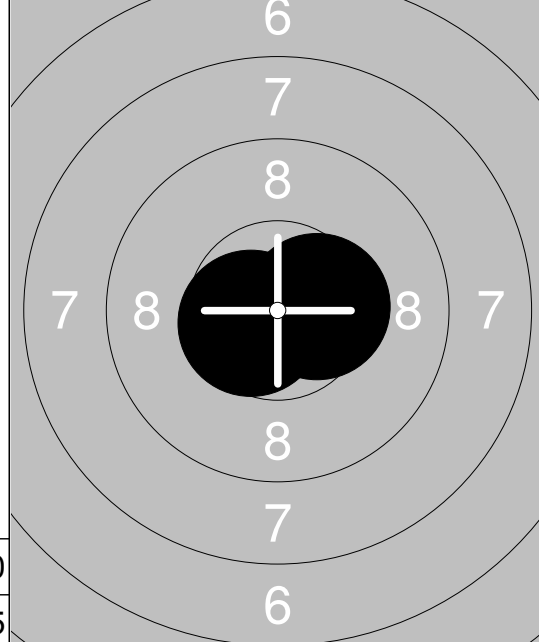
7. Serie Final



1: 10.0 ←
 2: 10.0 ↘

Serie	20.0
Total	163.5

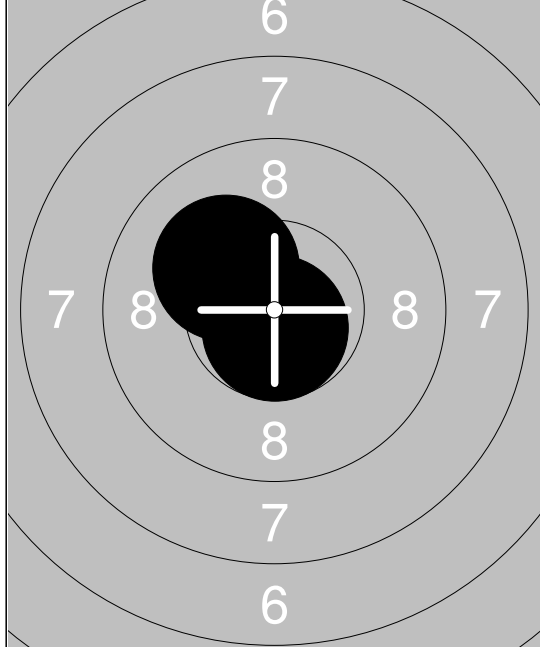
8. Serie Final



1: *10.6 ←
 2: *10.5 →

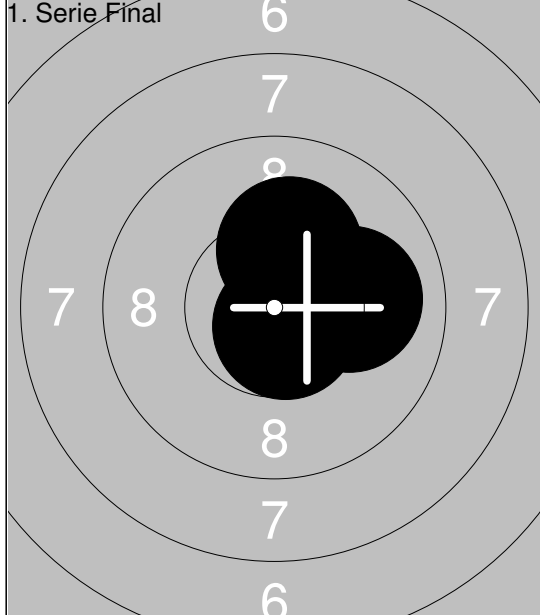
Serie	21.1
Total	184.6

9. Serie Final



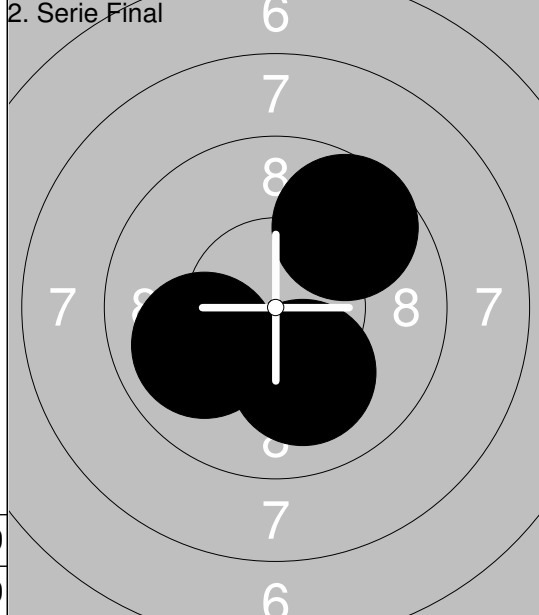
1: *10.2 ↘
 2: *10.7 ↓

Serie	20.9
Total	205.5



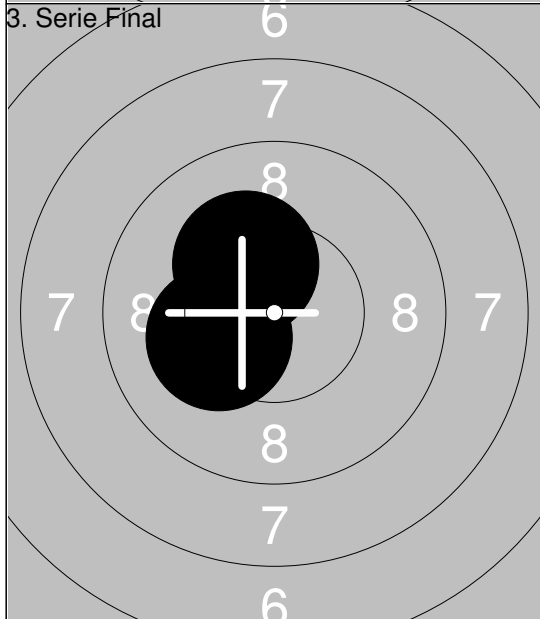
1: *10.2 ↗
 2: *10.7 ↘
 3: 10.0 →

Serie	30.9
Total	30.9



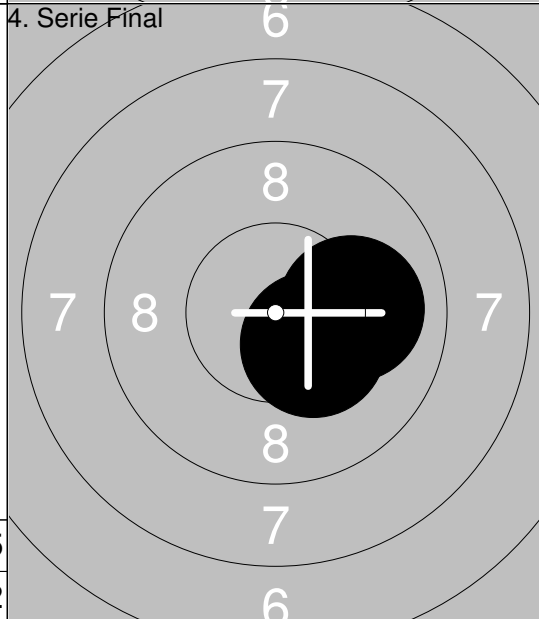
1: 10.0 ↙
 2: 10.1 ↘
 3: 9.7 ↗

Serie	29.8
Total	60.7



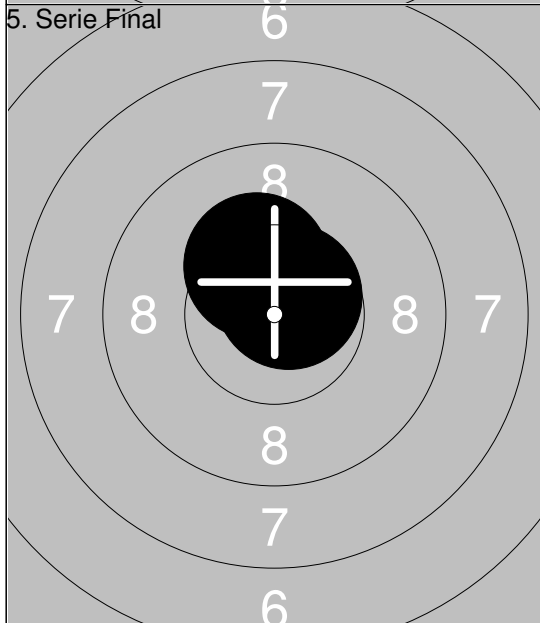
1: *10.2 ↙
 2: *10.3 ↘

Serie	20.5
Total	81.2



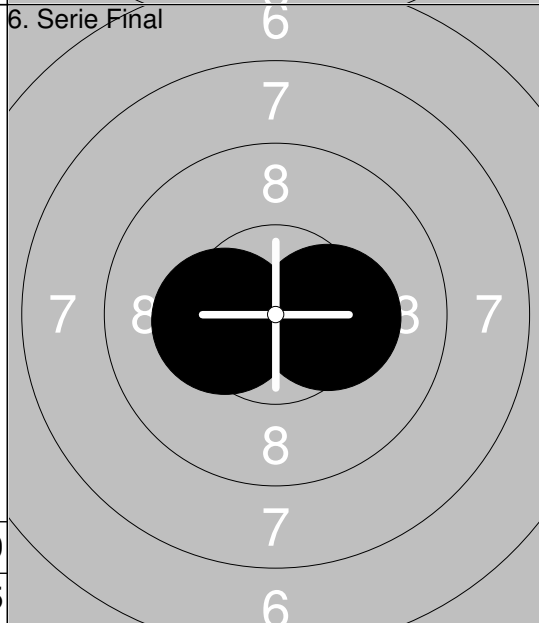
1: 10.0 →
 2: *10.3 ↘

Serie	20.3
Total	101.5



1: *10.7 ↗
 2: *10.3 ↘

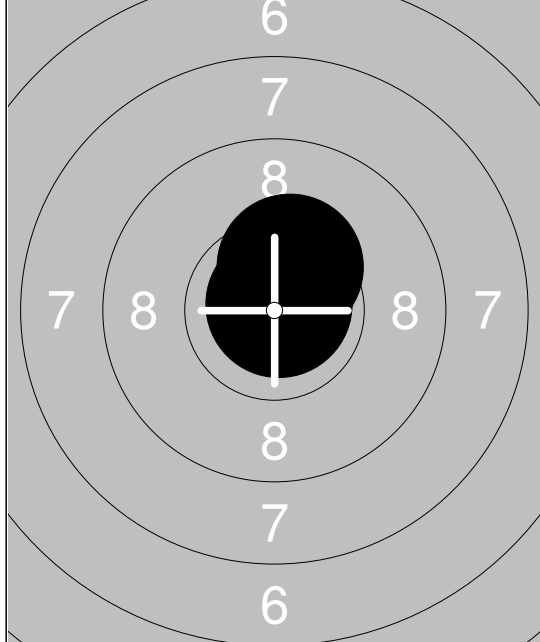
Serie	21.0
Total	122.5



1: *10.3 ↙
 2: *10.3 →

Serie	20.6
Total	143.1

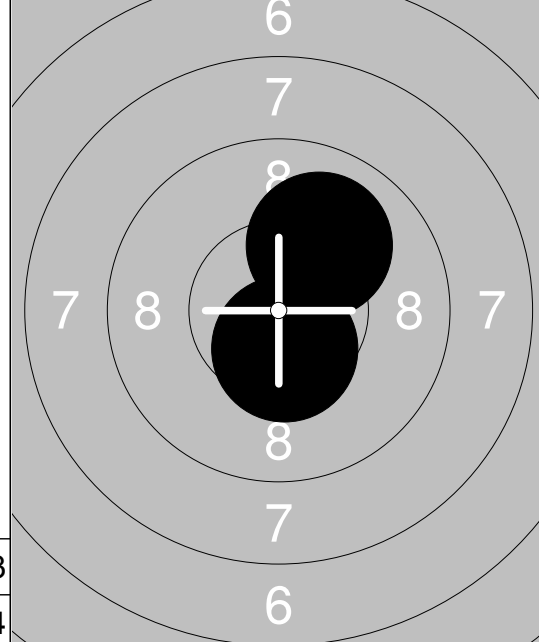
7. Serie Final



1: *10.4 ↗
2: *10.9 ↗

Serie	21.3
Total	164.4

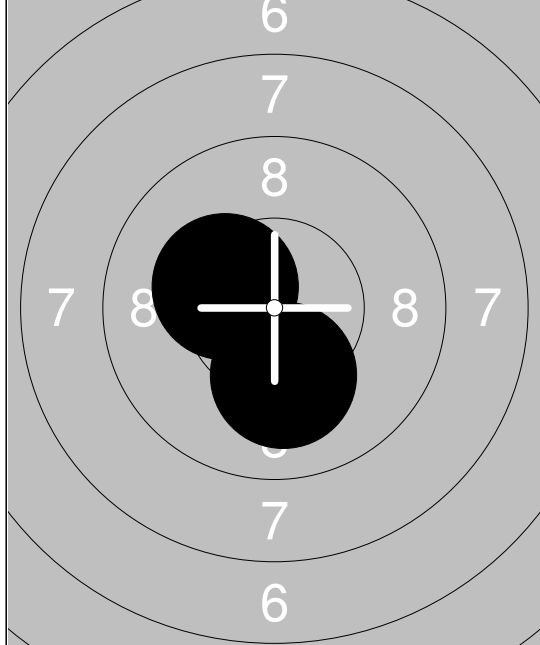
8. Serie Final



1: 10.0 ↗
2: *10.5 ↓

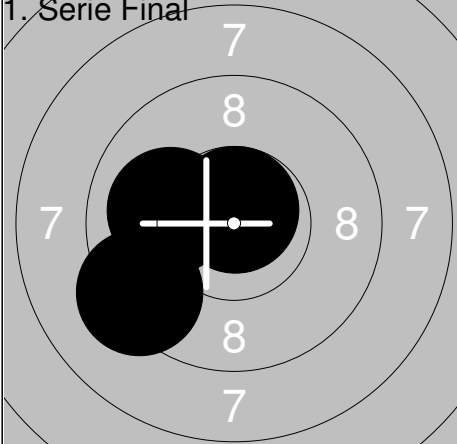
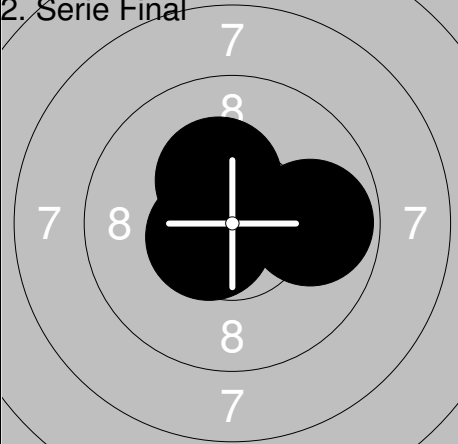
Serie	20.5
Total	184.9

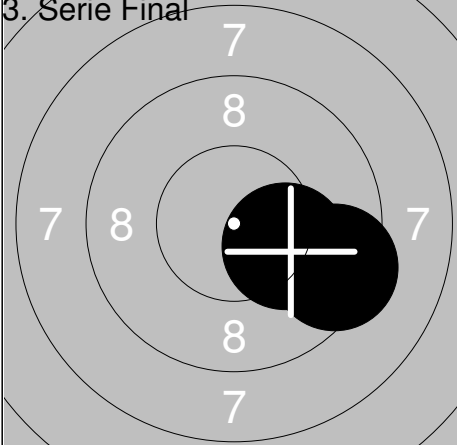
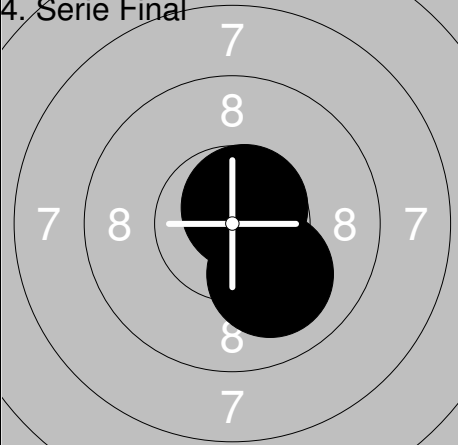
9. Serie Final


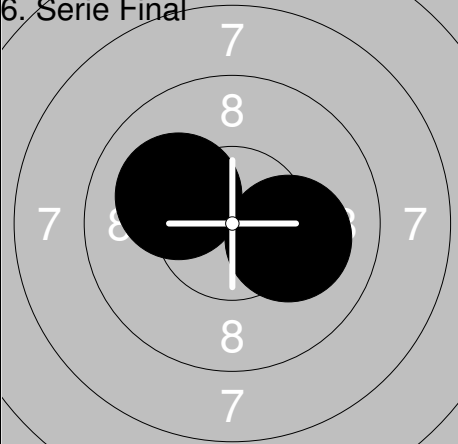



1: 10.1 ↓
2: *10.3 ↘

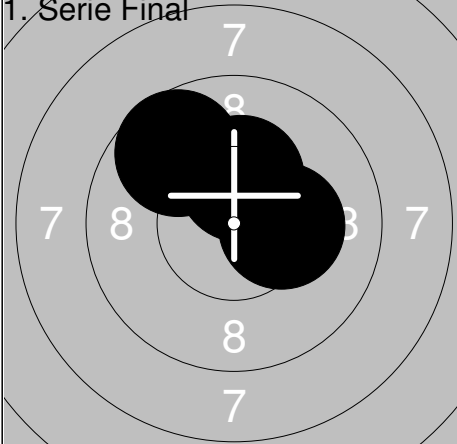
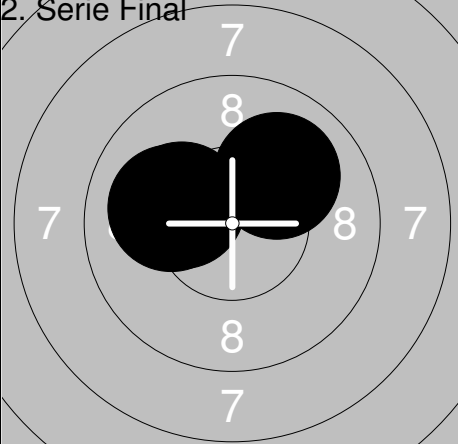

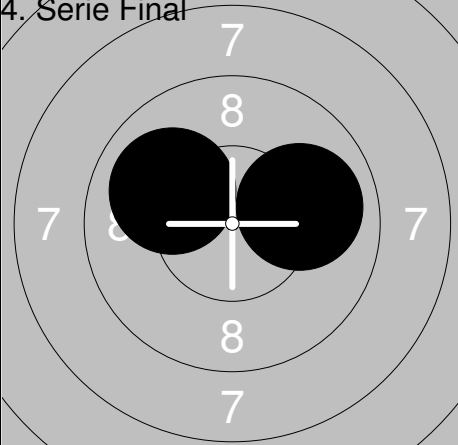


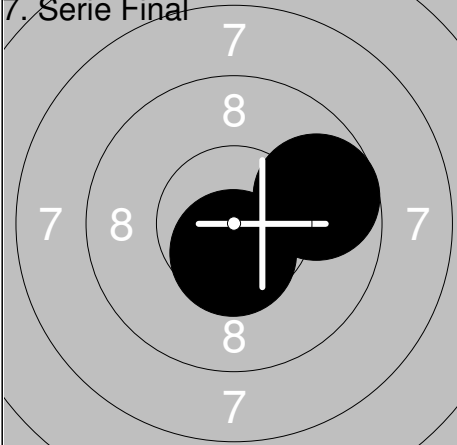
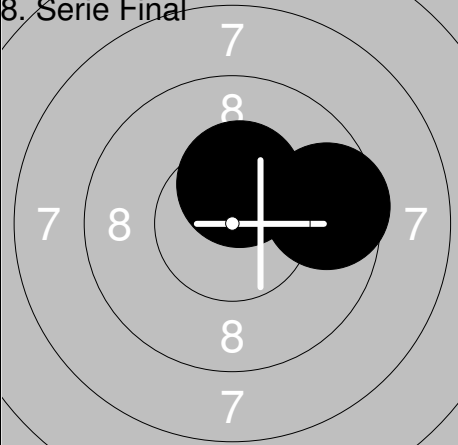
Serie	20.4
Total	205.3

<p>1. Serie Final</p> 	<p>1: 9.3 ↙ 2: 10.0 ← 3: *10.8 ↑</p>	<p>2. Serie Final</p> 	<p>1: 9.8 → 2: *10.6 ↙ 3: *10.3 ↑</p>								
<table style="width:100%; border-collapse: collapse;"> <tr> <td style="width:80%;">Serie</td> <td style="text-align: right;">30.1</td> </tr> <tr> <td style="border-top: 1px solid black;">Total</td> <td style="border-top: 1px solid black; text-align: right;">30.1</td> </tr> </table>		Serie	30.1	Total	30.1	<table style="width:100%; border-collapse: collapse;"> <tr> <td style="width:80%;">Serie</td> <td style="text-align: right;">30.7</td> </tr> <tr> <td style="border-top: 1px solid black;">Total</td> <td style="border-top: 1px solid black; text-align: right;">60.8</td> </tr> </table>		Serie	30.7	Total	60.8
Serie	30.1										
Total	30.1										
Serie	30.7										
Total	60.8										

<p>3. Serie Final</p> 	<p>1: 9.4 ↘ 2: *10.2 ↘</p>	<p>4. Serie Final</p> 	<p>1: *10.7 ↗ 2: 10.1 ↘</p>								
<table style="width:100%; border-collapse: collapse;"> <tr> <td style="width:80%;">Serie</td> <td style="text-align: right;">19.6</td> </tr> <tr> <td style="border-top: 1px solid black;">Total</td> <td style="border-top: 1px solid black; text-align: right;">80.4</td> </tr> </table>		Serie	19.6	Total	80.4	<table style="width:100%; border-collapse: collapse;"> <tr> <td style="width:80%;">Serie</td> <td style="text-align: right;">20.8</td> </tr> <tr> <td style="border-top: 1px solid black;">Total</td> <td style="border-top: 1px solid black; text-align: right;">101.2</td> </tr> </table>		Serie	20.8	Total	101.2
Serie	19.6										
Total	80.4										
Serie	20.8										
Total	101.2										

<p>5. Serie Final</p> 	<p>1: 9.9 ↓ 2: 9.9 ↓</p>	<p>6. Serie Final</p> 	<p>1: 10.1 → 2: 10.1 ↗</p>								
<table style="width:100%; border-collapse: collapse;"> <tr> <td style="width:80%;">Serie</td> <td style="text-align: right;">19.8</td> </tr> <tr> <td style="border-top: 1px solid black;">Total</td> <td style="border-top: 1px solid black; text-align: right;">121.0</td> </tr> </table>		Serie	19.8	Total	121.0	<table style="width:100%; border-collapse: collapse;"> <tr> <td style="width:80%;">Serie</td> <td style="text-align: right;">20.2</td> </tr> <tr> <td style="border-top: 1px solid black;">Total</td> <td style="border-top: 1px solid black; text-align: right;">141.2</td> </tr> </table>		Serie	20.2	Total	141.2
Serie	19.8										
Total	121.0										
Serie	20.2										
Total	141.2										

<p>7. Serie Final</p> 	<p>1: *10.6 → 2: 10.0 →</p>						
<table style="width:100%; border-collapse: collapse;"> <tr> <td style="width:80%;">Serie</td> <td style="text-align: right;">20.6</td> </tr> <tr> <td style="border-top: 1px solid black;">Total</td> <td style="border-top: 1px solid black; text-align: right;">161.8</td> </tr> </table>		Serie	20.6	Total	161.8		
Serie	20.6						
Total	161.8						

<p>1. Serie Final</p> 	<p>1: *10.3 → 2: 9.7 ↗ 3: *10.3 ↑</p> <table border="1" style="width:100%; border-collapse: collapse;"> <tr><td>Serie</td><td style="text-align: right;">30.3</td></tr> <tr><td>Total</td><td style="text-align: right;">30.3</td></tr> </table>	Serie	30.3	Total	30.3	<p>2. Serie Final</p> 	<p>1: 10.0 ↗ 2: 10.1 ← 3: *10.2 ←</p> <table border="1" style="width:100%; border-collapse: collapse;"> <tr><td>Serie</td><td style="text-align: right;">30.3</td></tr> <tr><td>Total</td><td style="text-align: right;">60.6</td></tr> </table>	Serie	30.3	Total	60.6
Serie	30.3										
Total	30.3										
Serie	30.3										
Total	60.6										
<p>3. Serie Final</p> 	<p>1: *10.7 ↘ 2: *10.6 ←</p> <table border="1" style="width:100%; border-collapse: collapse;"> <tr><td>Serie</td><td style="text-align: right;">21.3</td></tr> <tr><td>Total</td><td style="text-align: right;">81.9</td></tr> </table>	Serie	21.3	Total	81.9	<p>4. Serie Final</p> 	<p>1: 10.0 → 2: 10.0 ↖</p> <table border="1" style="width:100%; border-collapse: collapse;"> <tr><td>Serie</td><td style="text-align: right;">20.0</td></tr> <tr><td>Total</td><td style="text-align: right;">101.9</td></tr> </table>	Serie	20.0	Total	101.9
Serie	21.3										
Total	81.9										
Serie	20.0										
Total	101.9										
<p>5. Serie Final</p> 	<p>1: 9.6 ↗ 2: *10.2 ↑</p> <table border="1" style="width:100%; border-collapse: collapse;"> <tr><td>Serie</td><td style="text-align: right;">19.8</td></tr> <tr><td>Total</td><td style="text-align: right;">121.7</td></tr> </table>	Serie	19.8	Total	121.7	<p>6. Serie Final</p> 	<p>1: *10.7 ↓ 2: *10.4 ↖</p> <table border="1" style="width:100%; border-collapse: collapse;"> <tr><td>Serie</td><td style="text-align: right;">21.1</td></tr> <tr><td>Total</td><td style="text-align: right;">142.8</td></tr> </table>	Serie	21.1	Total	142.8
Serie	19.8										
Total	121.7										
Serie	21.1										
Total	142.8										
<p>7. Serie Final</p> 	<p>1: *10.5 ↓ 2: 9.7 →</p> <table border="1" style="width:100%; border-collapse: collapse;"> <tr><td>Serie</td><td style="text-align: right;">20.2</td></tr> <tr><td>Total</td><td style="text-align: right;">163.0</td></tr> </table>	Serie	20.2	Total	163.0	<p>8. Serie Final</p> 	<p>1: 9.6 → 2: *10.4 ↑</p> <table border="1" style="width:100%; border-collapse: collapse;"> <tr><td>Serie</td><td style="text-align: right;">20.0</td></tr> <tr><td>Total</td><td style="text-align: right;">183.0</td></tr> </table>	Serie	20.0	Total	183.0
Serie	20.2										
Total	163.0										
Serie	20.0										
Total	183.0										

Skjutlag

Tavla

17

18

Louise Nilsson

10m

Sjuhäradsbygdens SpSK

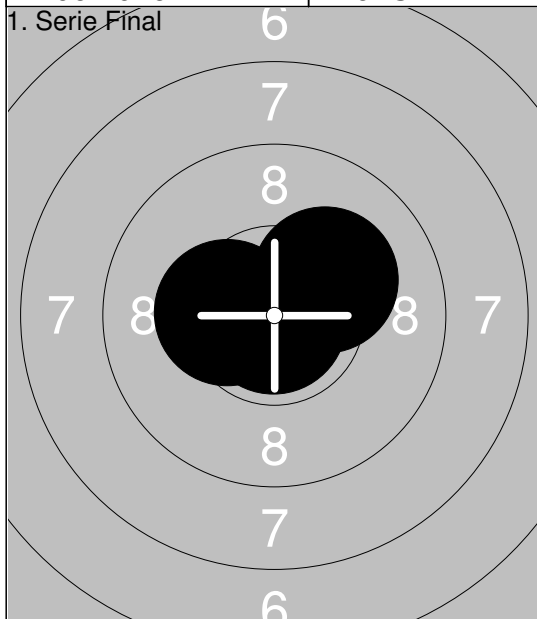
Dam

17.03.2013

Final SM

Jönköpings SG

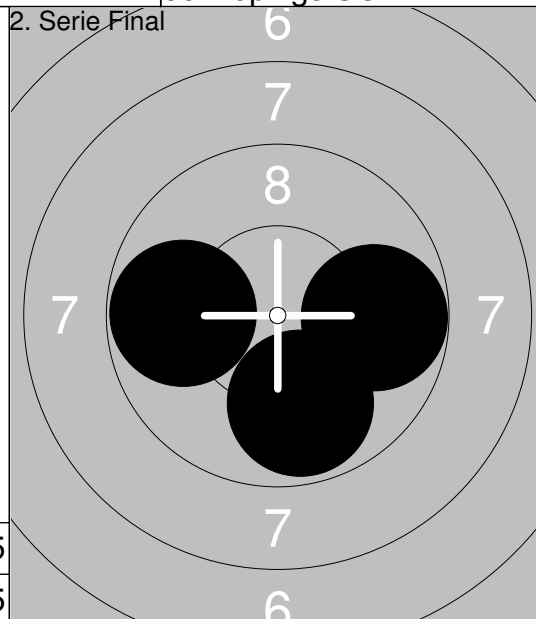
1. Serie Final



1: *10.9 ↓
 2: *10.4 ←
 3: *10.2 ↗

Serie 31.5
 Total 31.5

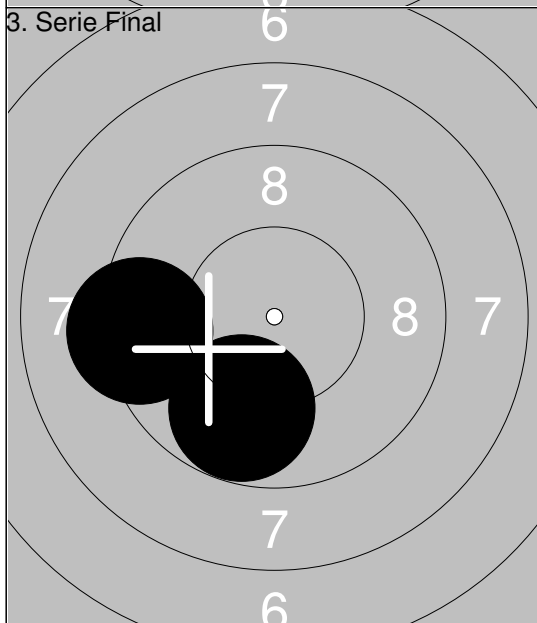
2. Serie Final



1: 9.8 ←
 2: 9.8 ↓
 3: 9.8 →

Serie 29.4
 Total 60.9

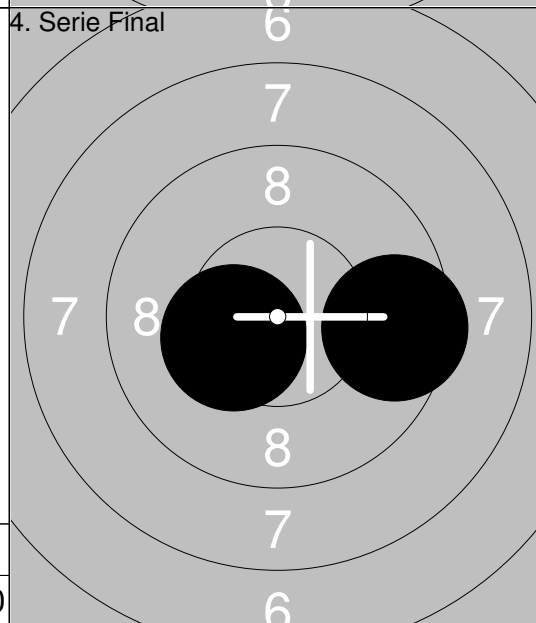
3. Serie Final



1: 9.3 ←
 2: 9.8 ↓

Serie 19.1
 Total 80.0

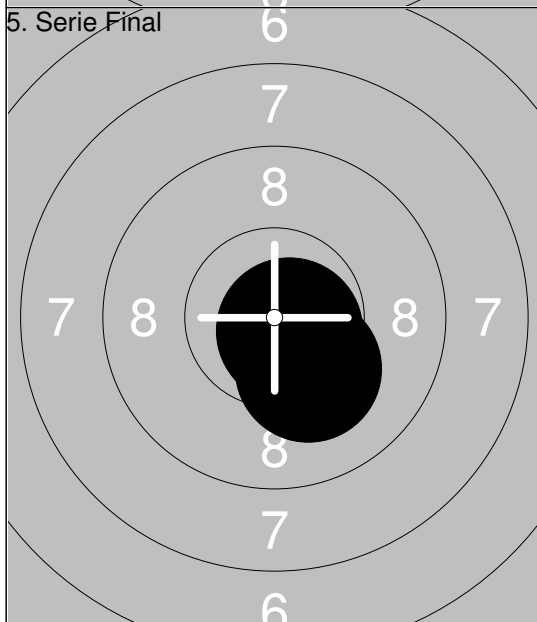
4. Serie Final



1: 9.5 →
 2: *10.4 ←

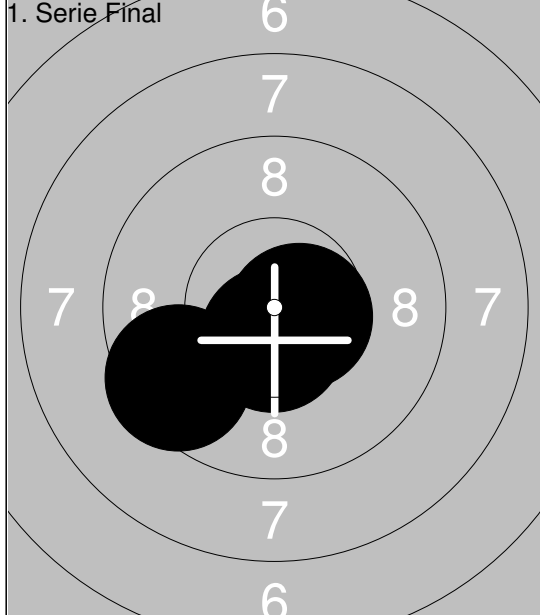
Serie 19.9
 Total 99.9

5. Serie Final



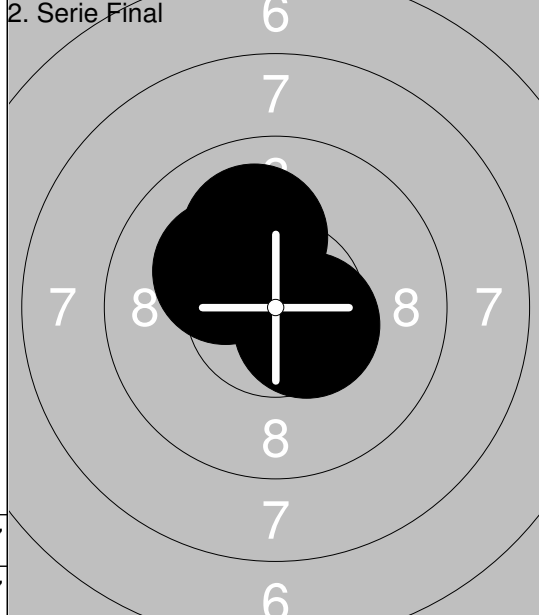
1: *10.7 ↘
 2: *10.2 ↘

Serie 20.9
 Total 120.8



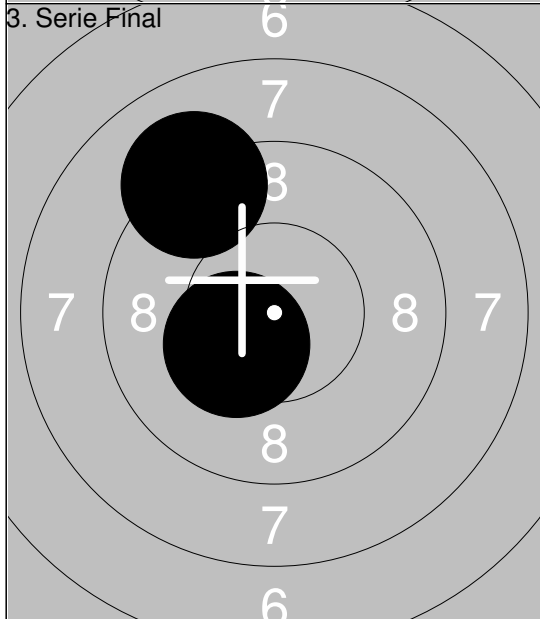
1: *10.6↓
2: *10.6→
3: 9.5 ↙

Serie	30.7
Total	30.7



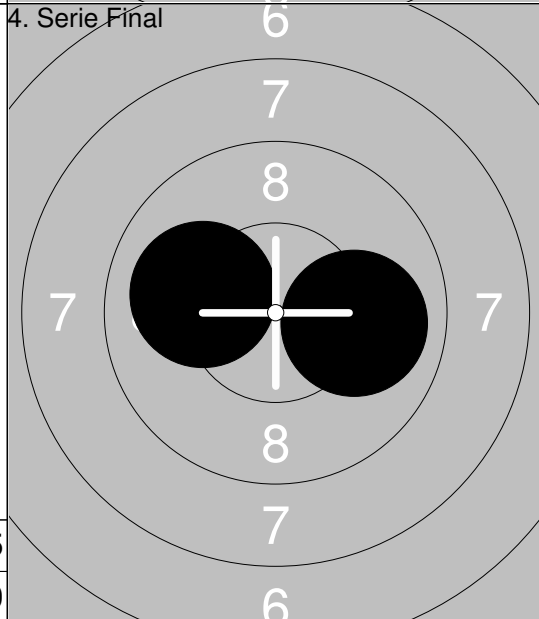
1: *10.5↘
2: *10.2↖
3: 10.1 ↗

Serie	30.8
Total	61.5



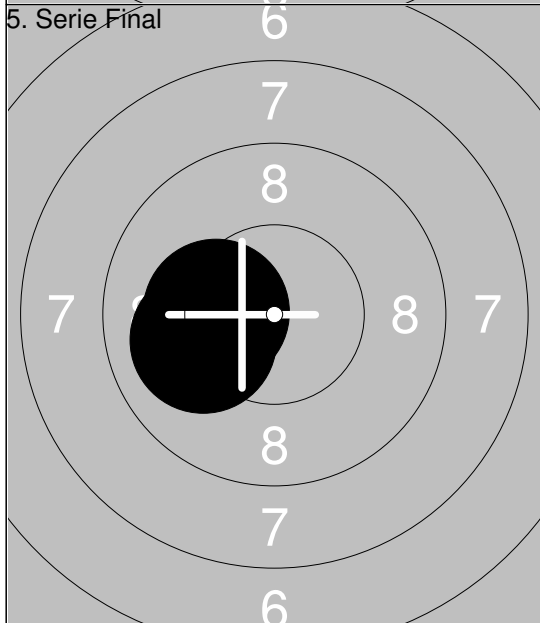
1: 9.1 ↖
2: *10.4↘

Serie	19.5
Total	81.0



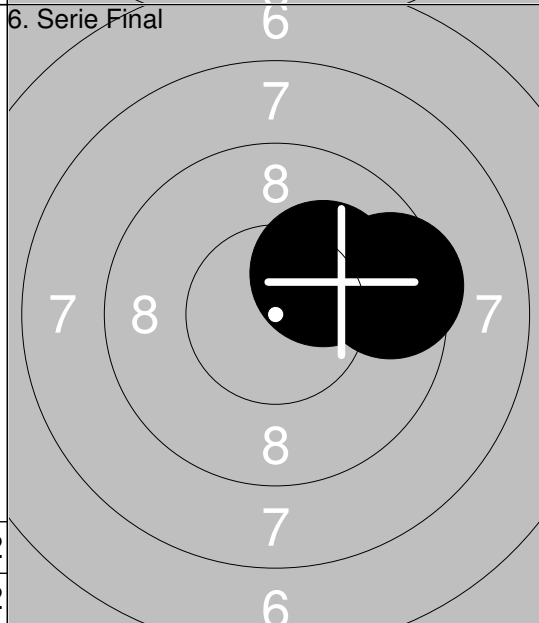
1: 10.0↖
2: 10.0→

Serie	20.0
Total	101.0



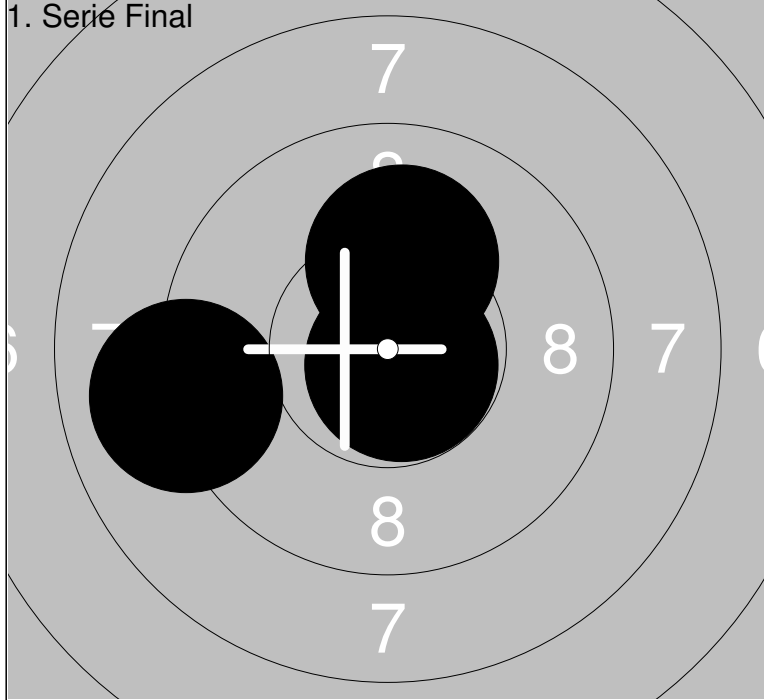
1: *10.2↖
2: 10.0↖

Serie	20.2
Total	121.2



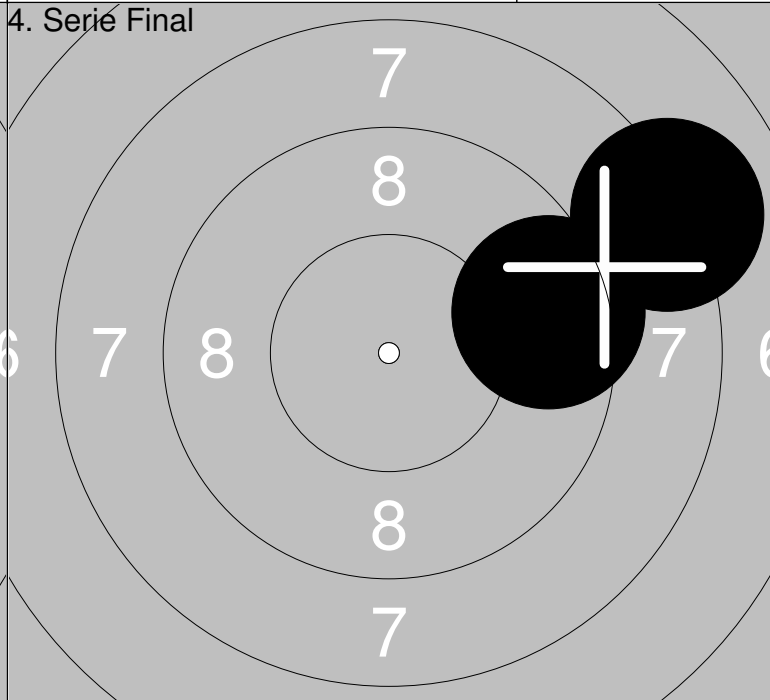
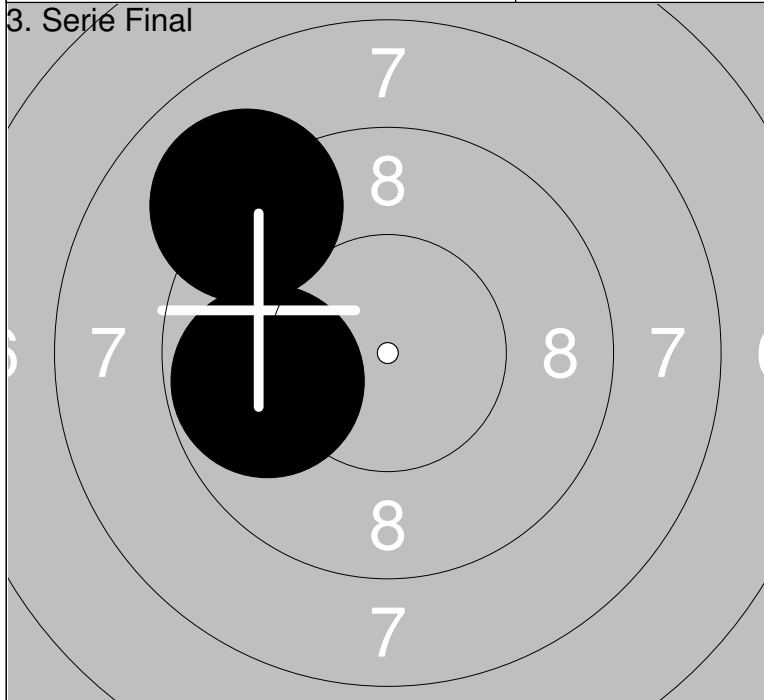
1: *10.2↗
2: 9.5 →

Serie	19.7
Total	140.9



1: *10.8 ↓		Serie	29.9
2: 9.0 ←		Total	29.9
3: 10.1 ↑			

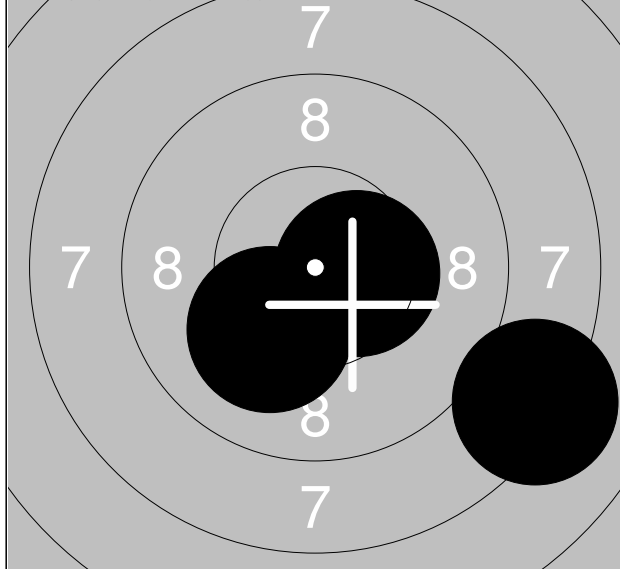
1: 10.1 ↑		Serie	30.8
2: 10.1 ↙		Total	60.7
3: *10.6 ↓			



1: 9.0 ↖		Serie	18.8
2: 9.8 ←		Total	79.5

1: 8.1 ↗		Serie	17.5
2: 9.4 →		Total	97.0

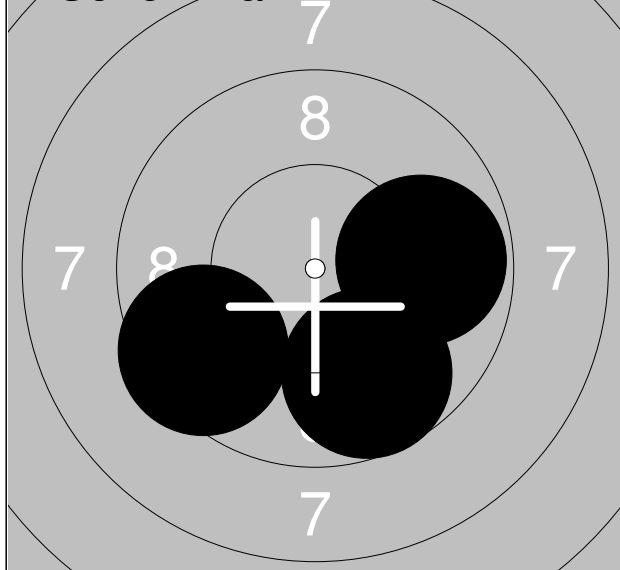
1. Serie Final



1:	10.1	↙
2:	8.2	↘
3:	*10.5	→

Serie	28.8
Total	28.8

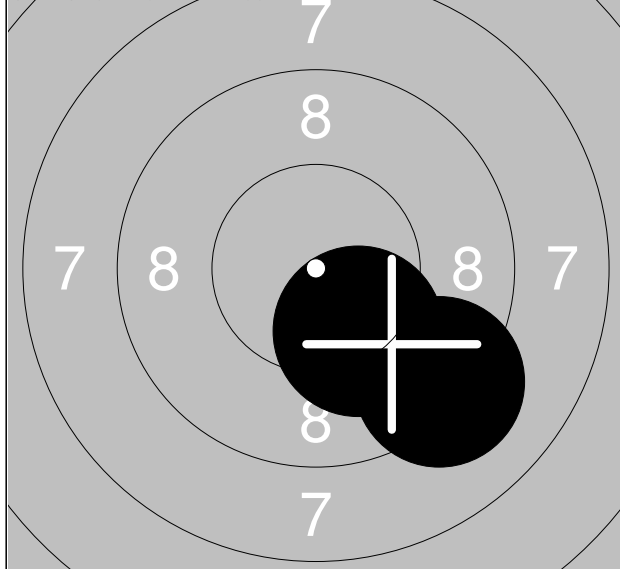
2. Serie Final



1:	9.8	→
2:	9.5	↙
3:	9.7	↘

Serie	29.0
Total	57.8

3. Serie Final



1:	10.1	↙
2:	9.2	↘

Serie	19.3
Total	77.1